

PharmLabs San Diego Certificate of Analysis



3421 Hancock St, Second Floor, San Diego, CA 92110 | License: C8-0000098-LIC
 ISO/IEC 17025:2017 Certification L17-427-1 | Accreditation #85368

Sample **BITEZ - SOUR WATERMELON APPLE**

| | | | |
|-------------------|--------------------------------------|------------------|------------------------------|
| Sample ID | SD241018-042 (93531) | Matrix | Edible (Other Cannabis Good) |
| Tested for | TRIP DRIP | | |
| Sampled | - | Received | Oct 18, 2024 |
| Analyses executed | CANX, RES, MIBIG, MTO, PES, HME, FVI | Unit Mass (g) | 14.025 |
| | | Serving Size (g) | 0.935 |
| | | Reported | Nov 20, 2024 |

Laboratory note: The estimated concentration of the unknown peak in the sample is 7.35% | Currently PharmLabs laboratory can not confirm an unidentified peak in your chromatogram due to interference (only with highly concentrated D8 products) from which we believe to be either (+)-8-THC or d9-THC. At this time there are no reference standards available for (+)-8-THC. (+)-8-THC is a different compound from the main (-)-8-THC cannabinoid and, therefore, these two compounds may have different efficacies. Using the most advanced instruments and techniques available, the separation of (+)-8-THC and d9-THC is problematic for the scientific community as a whole. PharmLabs believes the unidentified peak to be a combination of (+)-8-THC and d9-THC with the majority, if not all, of the concentration being (+)-8-THC. Total (+)-8-THC Concentration is estimated to be: 53.43%

CANX - Cannabinoids Analysis

Analyzed Oct 28, 2024 | Instrument HLPC
 Measurement Uncertainty at 95% confidence 7.806%

| Analyte | LOD mg/g | LOQ mg/g | Result % | Result mg/g |
|----------------------------------------------------------------------|----------|----------|----------|-------------|
| 11-Hydroxy-Δ8-Tetrahydrocannabinol (11-Hyd-Δ8-THCV) | 0.013 | 0.041 | ND | ND |
| Cannabidiol (CBD) | 0.002 | 0.007 | ND | ND |
| Abnormal Cannabidiol (a-CBDO) | 0.01 | 0.031 | ND | ND |
| (+/-)-9B-Hydroxy-Hexahydrocannabinol (9b-HHC) | 0.012 | 0.036 | ND | ND |
| 11-Hydroxy-Δ8-Tetrahydrocannabinol (11-Hyd-Δ8-THC) | 0.007 | 0.021 | ND | ND |
| Cannabidiolic Acid (CBDA) | 0.001 | 0.16 | ND | ND |
| Cannabigerol Acid (CBGA) | 0.001 | 0.16 | ND | ND |
| Cannabigerol (CBG) | 0.001 | 0.16 | ND | ND |
| Cannabidiol (CBD) | 0.001 | 0.16 | ND | ND |
| 1(S)-THD (s-THD) | 0.013 | 0.041 | ND | ND |
| 1(R)-THD (r-THD) | 0.025 | 0.075 | ND | ND |
| Tetrahydrocannabinol (THCV) | 0.001 | 0.16 | ND | ND |
| Δ8-tetrahydrocannabinol (Δ8-THCV) | 0.021 | 0.064 | ND | ND |
| Tetrahydrocannabinol (Δ9-THCB) | 0.013 | 0.038 | ND | ND |
| Cannabinol (CBN) | 0.001 | 0.16 | ND | ND |
| Cannabidiophorol (CBDP) | 0.015 | 0.047 | ND | ND |
| exo-THC (exo-THC) | 0.016 | 0.8 | ND | ND |
| Tetrahydrocannabinol (Δ9-THC) | 0.003 | 0.16 | ND | ND |
| Δ8-tetrahydrocannabinol (Δ8-THC) | 0.004 | 0.16 | 4.71 | 47.15 |
| (6aR,9S)-Δ10-Tetrahydrocannabinol ((6aR,9S)-Δ10) | 0.015 | 0.16 | ND | ND |
| Hexahydrocannabinol (S Isomer) (9s-HHC) | 0.017 | 0.16 | 0.10 | 0.99 |
| (6aR,9R)-Δ10-Tetrahydrocannabinol ((6aR,9R)-Δ10) | 0.007 | 0.16 | ND | ND |
| Hexahydrocannabinol (R Isomer) (9r-HHC) | 0.016 | 0.16 | 0.21 | 2.14 |
| Tetrahydrocannabinolic Acid (THCA) | 0.001 | 0.16 | ND | ND |
| Δ9-Tetrahydrocannabinol (Δ9-THCH) | 0.024 | 0.071 | ND | ND |
| Cannabinol Acetate (CBNO) | 0.014 | 0.043 | ND | ND |
| Δ9-Tetrahydrocannabinol (Δ9-THCP) | 0.017 | 0.16 | 0.02 | 0.21 |
| Δ8-Tetrahydrocannabinol (Δ8-THCP) | 0.041 | 0.16 | 1.36 | 13.59 |
| Δ8-THC-O-acetate (Δ8-THCO) | 0.076 | 0.16 | ND | ND |
| 9(S)-HHCP (s-HHCP) | 0.031 | 0.094 | 0.16 | 1.63 |
| Δ9-THC-O-acetate (Δ9-THCO) | 0.066 | 0.16 | ND | ND |
| 9(R)-HHCP (r-HHCP) | 0.026 | 0.079 | 0.56 | 5.64 |
| 3-octyl-Δ8-Tetrahydrocannabinol (Δ8-THC-C8) | 0.067 | 0.204 | ND | ND |
| Total THC (THCa * 0.877 + Δ9THC) | | | ND | ND |
| Total THC + Δ8THC + Δ10THC (THCa * 0.877 + Δ9THC + Δ8THC + Δ10THC) | | | 4.71 | 47.15 |
| Total CBD (CBDA * 0.877 + CBD) | | | ND | ND |
| Total CBG (CBGA * 0.877 + CBG) | | | ND | ND |
| Total HHC (9r-HHC + 9s-HHC) | | | 0.31 | 3.13 |
| Total Cannabinoids | | | 7.15 | 71.35 |

HME - Heavy Metals Detection Analysis

Analyzed Oct 28, 2024 | Instrument ICP/MSMS | Method SOP-005


| Analyte | LOD ug/g | LOQ ug/g | Result ug/g | Limit ug/g | Analyte | LOD ug/g | LOQ ug/g | Result ug/g | Limit ug/g |
|--------------|----------|----------|-------------|------------|--------------|----------|----------|-------------|------------|
| Arsenic (As) | 0.0002 | 0.0005 | ND | 0.2 | Cadmium (Cd) | 3.0e-05 | 0.0005 | ND | 0.2 |
| Mercury (Hg) | 1.0e-05 | 0.0001 | ND | 0.1 | Lead (Pb) | 1.0e-05 | 0.00125 | 0.02 | 0.5 |

MIBIG - Microbial Testing Analysis

Analyzed Oct 28, 2024 | Instrument qPCR and/or Plating | Method SOP-007

| Analyte | Result CFU/g | Limit | Analyte | Result CFU/g | Limit |
|----------------------------------------|--------------|---------------|---------------------|--------------|---------------|
| Shiga toxin-producing Escherichia Coli | ND | ND per 1 gram | Salmonella spp. | ND | ND per 1 gram |
| Aspergillus fumigatus | ND | ND per 1 gram | Aspergillus flavus | ND | ND per 1 gram |
| Aspergillus niger | ND | ND per 1 gram | Aspergillus terreus | ND | ND per 1 gram |

UI Not Identified
 ND Not Detected
 N/A Not Applicable
 NT Not Reported
 LOD Limit of Detection
 LOQ Limit of Quantification
 <LOQ Detected
 >ULOL Above upper limit of linearity
 CFU/g Colony Forming Units per 1 gram
 TNTC Too Numerous to Count



Scan the QR code to verify authenticity.

Authorized Signature

Brandon Starr

Brandon Starr, Lab Manager
 Mon, 20 Nov 2024 15:04:52 -07:00

PharmLabs San Diego | 3421 Hancock St, Second Floor, San Diego, CA 92110 | 619.356.0898 | ISO/IEC 17025:2017 Certification L17-427-1




*This report shall not be reproduced except in full, without the written approval of the lab. This report is for informational purposes only and should not be used to diagnose, treat or prevent any disease. Results are only for samples and batches indicated. Results are reported on an "as received" basis, unless indicated otherwise. When a Pass/Fail status is reported, that status is intended to be in accordance with federal, state and local laws which are required for the customer to be in compliance. The measurement of uncertainty is not included in the Pass/Fail evaluation unless explicitly required by federal, state or local laws and has been reported on the certificate of analysis. Measurement of uncertainty is available upon request.

MTO - Mycotoxin Testing Analysis

Analyzed Oct 20, 2024 | Instrument LC/MSMS | Method SOP-004

| Analyte | LOD ug/kg | LOQ ug/kg | Result ug/kg (ppb) | Limit ug/kg | Analyte | LOD ug/kg | LOQ ug/kg | Result ug/kg (ppb) | Limit ug/kg |
|--------------|-----------|-----------|--------------------|-------------|------------------|-----------|-----------|--------------------|-------------|
| Ochratoxin A | 5.0 | 20.0 | ND | 20 | Aflatoxin B1 | 2.5 | 5.0 | ND | - |
| Aflatoxin B2 | 2.5 | 5.0 | ND | - | Aflatoxin G1 | 2.5 | 5.0 | ND | - |
| Aflatoxin G2 | 2.5 | 5.0 | ND | - | Total Aflatoxins | 10.0 | 20.0 | ND | 20 |

UI Not Identified
 ND Not Detected
 N/A Not Applicable
 NT Not Reported
 LOD Limit of Detection
 LOQ Limit of Quantification
 <LOQ Detected
 >ULOL Above upper limit of linearity
 CFU/g Colony Forming Units per 1 gram
 TNTC Too Numerous to Count



Scan the QR code to verify authenticity.

Authorized Signature

Brandon Starr

Brandon Starr, Lab Manager
 Mon, 20 Nov 2024 15:04:52 -07:00

PharmLabs San Diego | 3421 Hancock St, Second Floor, San Diego, CA 92110 | 619.356.0898 | ISO/IEC 17025:2017 Certification L17-427-1

*This report shall not be reproduced except in full, without the written approval of the lab. This report is for informational purposes only and should not be used to diagnose, treat or prevent any disease. Results are only for samples and batches indicated. Results are reported on an "as received" basis, unless indicated otherwise. When a Pass/Fail status is reported, that status is intended to be in accordance with federal, state and local laws which are required for the customer to be in compliance. The measurement of uncertainty is not included in the Pass/Fail evaluation unless explicitly required by federal, state or local laws and has been reported on the certificate of analysis. Measurement of uncertainty is available upon request.

PES - Pesticides Screening Analysis

Analyzed Oct 20, 2024 | Instrument LC/MSMS GC/MSMS | Method SOP-003

| Analyte | LOD ug/g | LOQ ug/g | Result ug/g | Limit ug/g | Analyte | LOD ug/g | LOQ ug/g | Result ug/g | Limit ug/g |
|-------------------------|----------|----------|-------------|------------|-----------------------|----------|----------|-------------|------------|
| Aldicarb | 0.0078 | 0.02 | ND | 0.0078 | Carbofuran | 0.01 | 0.02 | ND | 0.01 |
| Dimethoate | 0.01 | 0.02 | ND | 0.01 | Etofenprox | 0.02 | 0.1 | ND | 0.02 |
| Fenoxycarb | 0.01 | 0.02 | ND | 0.01 | Thiachloprid | 0.01 | 0.02 | ND | 0.01 |
| Daminozide | 0.01 | 0.03 | ND | 0.01 | Dichlorvos | 0.02 | 0.07 | ND | 0.02 |
| Imazail | 0.02 | 0.07 | ND | 0.02 | Methiocarb | 0.01 | 0.02 | ND | 0.01 |
| Spiroxamine | 0.01 | 0.02 | ND | 0.01 | Coumaphos | 0.01 | 0.02 | ND | 0.01 |
| Fipronil | 0.01 | 0.1 | ND | 0.01 | Paclbutrazol | 0.01 | 0.03 | ND | 0.01 |
| Chlorpyrifos | 0.01 | 0.04 | ND | 0.01 | Ethoprophos (Prophos) | 0.01 | 0.02 | ND | 0.01 |
| Baygon (Propoxur) | 0.01 | 0.02 | ND | 0.01 | Chlordane | 0.04 | 0.1 | ND | 0.04 |
| Chlorfenapyr | 0.03 | 0.1 | ND | 0.03 | Methyl Parathion | 0.02 | 0.1 | ND | 0.02 |
| Mevinphos | 0.05 | 0.08 | ND | 0.03 | Abamectin | 0.03 | 0.08 | ND | 0.1 |
| Acephate | 0.02 | 0.05 | ND | 0.1 | Acetamiprid | 0.01 | 0.05 | ND | 0.1 |
| Azoxystrobin | 0.01 | 0.02 | ND | 0.1 | Bifenazate | 0.01 | 0.05 | ND | 0.1 |
| Bifenthrin | 0.02 | 0.35 | ND | 3 | Boscalid | 0.01 | 0.03 | ND | 0.1 |
| Carbaryl | 0.01 | 0.02 | ND | 0.5 | Chlorantraniliprole | 0.01 | 0.04 | ND | 10 |
| Clofentazine | 0.01 | 0.03 | ND | 0.1 | Diazinon | 0.01 | 0.02 | ND | 0.1 |
| Dimethomorph | 0.02 | 0.06 | ND | 2 | Etoxazole | 0.01 | 0.05 | ND | 0.1 |
| Fenpyroximate | 0.02 | 0.1 | ND | 0.1 | Fonicamid | 0.01 | 0.02 | ND | 0.1 |
| Fludioxonil | 0.01 | 0.05 | ND | 0.1 | Hexythiazox | 0.01 | 0.03 | ND | 0.1 |
| Imidacloprid | 0.01 | 0.05 | ND | 5 | Kresoxim-methyl | 0.01 | 0.03 | ND | 0.1 |
| Malathion | 0.01 | 0.05 | ND | 0.5 | Metalaxyl | 0.01 | 0.02 | ND | 2 |
| Methomyl | 0.02 | 0.05 | ND | 1 | Myclobutanil | 0.02 | 0.07 | ND | 0.1 |
| Naled | 0.01 | 0.02 | ND | 0.1 | Oxamyl | 0.01 | 0.02 | ND | 0.5 |
| Permethrin | 0.01 | 0.02 | ND | 0.5 | Phosmet | 0.01 | 0.02 | ND | 0.1 |
| Piperonyl Butoxide | 0.02 | 0.06 | ND | 3 | Propiconazole | 0.03 | 0.08 | ND | 0.1 |
| Prallethrin | 0.02 | 0.05 | ND | 0.1 | Pyrethrin | 0.05 | 0.41 | ND | 0.5 |
| Pyridaben | 0.02 | 0.07 | ND | 0.1 | Spinosad A | 0.01 | 0.05 | ND | 0.1 |
| Spinosad D | 0.01 | 0.05 | ND | 0.1 | Spiromesifen | 0.02 | 0.06 | ND | 0.1 |
| Spirotetramat | 0.01 | 0.02 | ND | 0.1 | Tebuconazole | 0.01 | 0.02 | ND | 0.1 |
| Thiamethoxam | 0.01 | 0.02 | ND | 5 | Trifloxystrobin | 0.01 | 0.02 | ND | 0.1 |
| Acequinocyl | 0.02 | 0.09 | ND | 0.1 | Captan | 0.01 | 0.02 | ND | 0.7 |
| Cypermethrin | 0.02 | 0.1 | ND | 1 | Cyfluthrin | 0.04 | 0.1 | ND | 2 |
| Fenhexamid | 0.02 | 0.07 | ND | 0.1 | Spinetoram J.L | 0.02 | 0.07 | ND | 0.1 |
| Pentachloronitrobenzene | 0.01 | 0.1 | ND | 0.1 | | | | | |

RES - Residual Solvents Testing Analysis

Analyzed Oct 28, 2024 | Instrument GC/FID with Headspace Analyzer | Method SOP-006


| Analyte | LOD ug/g | LOQ ug/g | Result ug/g | Limit ug/g | Analyte | LOD ug/g | LOQ ug/g | Result ug/g | Limit ug/g |
|----------------------------|----------|----------|-------------|------------|------------------------------|----------|----------|-------------|------------|
| Propane (Prop) | 0.4 | 40.0 | ND | 5000.0 | Butane (But) | 0.4 | 40.0 | ND | 5000.0 |
| Methanol (Metha) | 0.4 | 40.0 | ND | 3000.0 | Ethylene Oxide (EthOx) | 0.4 | 0.8 | ND | 1.0 |
| Pentane (Pen) | 0.4 | 40.0 | ND | 5000.0 | Ethanol (Ethan) | 0.4 | 40.0 | ND | 5000.0 |
| Ethyl Ether (EthEt) | 0.4 | 40.0 | ND | 5000.0 | Acetone (Acet) | 0.4 | 40.0 | 56.4 | 5000.0 |
| Isopropanol (2-Pro) | 0.4 | 40.0 | <LOQ | 5000.0 | Acetonitrile (Acetonit) | 0.4 | 40.0 | ND | 410.0 |
| Methylene Chloride (MetCh) | 0.4 | 0.8 | ND | 1.0 | Hexane (Hex) | 0.4 | 40.0 | ND | 290.0 |
| Ethyl Acetate (EthAc) | 0.4 | 40.0 | ND | 5000.0 | Chloroform (Clo) | 0.4 | 0.8 | ND | 1.0 |
| Benzene (Ben) | 0.4 | 0.8 | ND | 1.0 | 1-2-Dichloroethane (12-Dich) | 0.4 | 0.8 | ND | 1.0 |
| Heptane (Hep) | 0.4 | 40.0 | ND | 5000.0 | Trichloroethylene (TriClEtH) | 0.4 | 0.8 | ND | 1.0 |
| Toluene (Toluene) | 0.4 | 40.0 | ND | 890.0 | Xylenes (Xyl) | 0.4 | 40.0 | ND | 2170.0 |

FVI - Filth & Foreign Material Inspection Analysis

Analyzed Nov 18, 2024 | Instrument Microscope | Method SOP-010

| Analyte / Limit | Result | Analyte / Limit | Result |
|------------------------------------------------------------------------|--------|------------------------------------------------------------------------|--------|
| > 1/4 of the total sample area covered by sand, soil, cinders, or dirt | ND | > 1/4 of the total sample area covered by mold | ND |
| > 1 insect fragment, 1 hair, or 1 count mammalian excreta per 3g | ND | > 1/4 of the total sample area covered by an imbedded foreign material | ND |

UI Not Identified
 ND Not Detected
 N/A Not Applicable
 NT Not Reported
 LOD Limit of Detection
 LOQ Limit of Quantification
 <LOQ Detected
 >ULOL Above upper limit of linearity
 CFU/g Colony Forming Units per 1 gram
 TNTC Too Numerous to Count



Scan the QR code to verify authenticity.

Authorized Signature

Brandon Starr

Brandon Starr, Lab Manager
 Mon, 20 Nov 2024 15:04:52 -07:00

PharmLabs San Diego | 3421 Hancock St, Second Floor, San Diego, CA 92110 | 619.356.0898 | ISO/IEC 17025:2017 Certification L17-427-1



*This report shall not be reproduced except in full, without the written approval of the lab. This report is for informational purposes only and should not be used to diagnose, treat or prevent any disease. Results are only for samples and batches indicated. Results are reported on an "as received" basis, unless indicated otherwise. When a Pass/Fail status is reported, that status is intended to be in accordance with federal, state and local laws which are required for the customer to be in compliance. The measurement of uncertainty is not included in the Pass/Fail evaluation unless explicitly required by federal, state or local laws and has been reported on the certificate of analysis. Measurement of uncertainty is available upon request.