

PharmLabs San Diego Certificate of Analysis



3421 Hancock St, Second Floor, San Diego, CA 92110 | License: C8-0000098-LIC
 ISO/IEC 17025:2017 Certification L17-427-1 | Accreditation #85368

Sample **Toad Stool Drive Thru - Dont Trip Disposables**

Sample ID SD230503-037 (74947)	Matrix Concentrate (Inhalable Cannabis Good)
Tested for Latro inc	
Sampled -	Received May 22, 2023
Analyses executed CANX	Reported May 23, 2023
	Unit Mass (g) 2.5

Laboratory note: The estimated concentration of the unknown peak in the sample is 7.31% | Currently PharmLabs laboratory can not confirm an unidentified peak in your chromatogram due to interference (only with highly concentrated D8 products) from which we believe to be either (+)-8-THC or d9-THC. At this time there are no reference standards available for (+)-8-THC. (+)-8-THC is a different compound from the main (-)-8-THC cannabinoid and, therefore, these two compounds may have different efficacies. Using the most advanced instruments and techniques available, the separation of (+)-8-THC and d9-THC is problematic for the scientific community as a whole. PharmLabs believes the unidentified peak to be a combination of (+)-8-THC and d9-THC with the majority, if not all, of the concentration being (+)-8-THC. Total (+)-/d9-THC Concentration is estimated to be: 46.68%

CANX - Cannabinoids Analysis

Analyzed **May 22, 2023** | Instrument **HPLC-VWD** | Method
 The expanded Uncertainty of the Cannabinoid analysis is approximately **±7.806%** at the 95% Confidence Level

Analyte	LOD mg/g	LOG mg/g	Result %	Result mg/g	Result mg/Unit
11-Hydroxy-Δ8-Tetrahydrocannabinarin (11-Hyd-Δ8-THCV)	0.015	0.041	ND	ND	ND
Cannabidiol (CBD)	0.002	0.007	ND	ND	ND
Abnormal Cannabidiol (a-CBDO)	0.01	0.031	ND	ND	ND
(+/-)-9B-Hydroxy-Hexahydrocannabinol (9b-HHC)	0.012	0.036	ND	ND	ND
11-Hydroxy-Δ8-Tetrahydrocannabinol (11-Hyd-Δ8-THC)	0.007	0.021	ND	ND	ND
Cannabidiolic Acid (CBDA)	0.001	0.16	ND	ND	ND
Cannabigerol Acid (CBGA)	0.001	0.16	ND	ND	ND
Cannabigerol (CBG)	0.001	0.16	0.43	4.33	10.84
Cannabidiol (CBD)	0.001	0.16	3.78	37.84	94.60
1(S)-THD (s-THD)	0.013	0.041	ND	ND	ND
1(R)-THD (r-THD)	0.025	0.075	ND	ND	ND
Tetrahydrocannabinarin (THCV)	0.001	0.16	ND	ND	ND
Δ8-tetrahydrocannabinarin (Δ8-THCV)	0.021	0.064	ND	ND	ND
Cannabidihexol (CBDH)	0.005	0.16	ND	ND	ND
Tetrahydrocannabinutol (Δ9-THCB)	0.013	0.038	ND	ND	ND
Cannabinol (CBN)	0.001	0.16	1.09	10.92	27.29
Cannabidiphoral (CBDP)	0.015	0.047	ND	ND	ND
exo-THC (exo-THC)	0.005	0.16	ND	ND	ND
Tetrahydrocannabinol (Δ9-THC)	0.003	0.16	UI	UI	UI
Δ8-tetrahydrocannabinol (Δ8-THC)	0.004	0.16	46.68	466.80	1167.00
(6aR,9S)-Δ10-Tetrahydrocannabinol ((6aR,9S)-Δ10)	0.015	0.16	0.19	1.87	4.67
Hexahydrocannabinol (S Isomer) (9s-HHC)	0.017	0.16	7.68	76.77	191.92
(6aR,9R)-Δ10-Tetrahydrocannabinol ((6aR,9R)-Δ10)	0.007	0.16	2.92	29.16	72.90
Hexahydrocannabinol (R Isomer) (9r-HHC)	0.016	0.16	7.74	77.39	193.47
Tetrahydrocannabinolic Acid (THCA)	0.001	0.16	0.96	9.60	24.01
Δ9-Tetrahydrocannabinolhexol (Δ9-THCH)	0.024	0.071	ND	ND	ND
Cannabinol Acetate (CBNO)	0.014	0.043	ND	ND	ND
Δ9-Tetrahydrocannabinophoral (Δ9-THCP)	0.017	0.16	17.19	171.90	429.75
Δ8-Tetrahydrocannabinophoral (Δ8-THCP)	0.041	0.16	0.39	3.90	9.75
Cannabicitran (CBT)	0.005	0.16	ND	ND	ND
Δ8-THC-O-acetate (Δ8-THCO)	0.076	0.16	ND	ND	ND
9(S)-HHCP (s-HHCP)	0.031	0.094	ND	ND	ND
Δ9-THC-O-acetate (Δ9-THCO)	0.066	0.16	ND	ND	ND
9(R)-HHCP (r-HHCP)	0.026	0.079	ND	ND	ND
9(S)-HHC-O-acetate (s-HHCO)	0.005	0.16	ND	ND	ND
3-octyl-Δ8-Tetrahydrocannabinol (Δ8-THC-C8)	0.067	0.204	ND	ND	ND
Δ9-THC methyl ether (Δ9-MeO-THC)			ND	ND	ND
Total THC (THCa * 0.877 + Δ9THC)			0.84	8.42	21.05
Total THC + Δ8THC + Δ10THC (THCa * 0.877 + Δ9THC + Δ8THC + Δ10THC)			50.62	506.25	1265.62
Total CBD (CBDA * 0.877 + CBD)			3.78	37.84	94.60
Total CBG (CBGA * 0.877 + CBG)			0.43	4.33	10.84
Total HHC (9r-HHC + 9s-HHC)			15.42	154.15	385.38
Total Cannabinoids			88.93	889.29	2223.23

Sample photography




T&A - Potency Analysis

Analyzed **May 23, 2023** | Instrument **NA**

Analyte	Result %	Result mg/g	Result mg/Serving	Result mg/Unit
Muscimol (MUOL)	0.28	2.79	6.97	6.97
Norbaeocystin (NORB)	ND	ND	ND	ND
Baeocystin (BAEO)	ND	ND	ND	ND
Aeruginascin (AERU)	ND	ND	ND	ND
Psilocybin (PSCY)	ND	ND	ND	ND
Norpsilocin (NORP)	ND	ND	ND	ND
Psilocin (PSCI)	ND	ND	ND	ND
Psilocetin (PSLA)	ND	ND	ND	ND

UI Not Identified
 ND Not Detected
 N/A Not Applicable
 NT Not Reported
 LOD Limit of Detection
 LOQ Limit of Quantification
 <LOQ Detected
 >ULOL Above upper limit of linearity
 CFU/g Colony Forming Units per 1 gram
 TNTC Too Numerous to Count



Scan the QR code to verify authenticity.

Authorized Signature

Brandon Starr

Brandon Starr, Lab Manager Tue, 23 May 2023 14:10:02 -0700

PharmLabs San Diego | 3421 Hancock St, Second Floor, San Diego, CA 92110 | 619.356.0898 | ISO/IEC 17025:2017 Certification L17-427-1



*This report shall not be reproduced except in full, without the written approval of the lab. This report is for informational purposes only and should not be used to diagnose, treat or prevent any disease. Results are only for samples and batches indicated. Results are reported on an "as received" basis, unless indicated otherwise. When a Pass/Fail status is reported, that status is intended to be in accordance with federal, state and local laws which are required for the customer to be in compliance. The measurement of uncertainty is not included in the Pass/Fail evaluation unless explicitly required by federal, state or local laws and has been reported on the certificate of analysis. Measurement of uncertainty is available upon request.

PharmLabs San Diego Certificate of Analysis



3421 Hancock St, Second Floor, San Diego, CA 92110 | License: C8-000098-LIC
 ISO/IEC 17025:2017 Certification L17-427-1 | Accreditation #85368

Sample **Shroomhead Kush - Dont Trip Disposables**

Sample ID	SD230503-038 (74948)	Matrix	Concentrate (Inhalable Cannabis Good)
Tested for	Latro inc		
Sampled	-	Received	May 22, 2023
Analyses executed	CANX	Reported	May 23, 2023
		Unit Mass (g)	2.5

Laboratory note: The estimated concentration of the unknown peak in the sample is 7.84% | Currently PharmLabs laboratory can not confirm an unidentified peak in your chromatogram due to interference (only with highly concentrated D8 products) from which we believe to be either (+)-8-THC or d9-THC. At this time there are no reference standards available for (+)-8-THC. (+)-8-THC is a different compound from the main (-)-8-THC cannabinoid and, therefore, these two compounds may have different efficacies. Using the most advanced instruments and techniques available, the separation of (+)-8-THC and d9-THC is problematic for the scientific community as a whole. PharmLabs believes the unidentified peak to be a combination of (+)-8-THC and d9-THC with the majority, if not all, of the concentration being (+)-8-THC. Total (+)-/d9-THC Concentration is estimated to be: 49.39%

CANX - Cannabinoids Analysis

Analyzed May 22, 2023 | Instrument HPLC-VWD | Method
 The expanded Uncertainty of the Cannabinoid analysis is approximately **±7.806%** at the 95% Confidence Level

Analyte	LOD mg/g	LOQ mg/g	Result %	Result mg/g	Result mg/Unit
11-Hydroxy-Δ8-Tetrahydrocannabinol (11-Hyd-Δ8-THCV)	0.013	0.041	ND	ND	ND
Cannabidiol (CBD)	0.002	0.007	ND	ND	ND
Abnormal Cannabidiol (a-CBDO)	0.01	0.031	ND	ND	ND
(+/-)-9B-Hydroxy-Hexahydrocannabinol (9b-HHC)	0.012	0.036	ND	ND	ND
11-Hydroxy-Δ8-Tetrahydrocannabinol (11-Hyd-Δ8-THC)	0.007	0.021	ND	ND	ND
Cannabidiolic Acid (CBDA)	0.001	0.16	ND	ND	ND
Cannabigerol Acid (CBGA)	0.001	0.16	ND	ND	ND
Cannabigerol (CBG)	0.001	0.16	0.47	4.72	11.79
Cannabidiol (CBD)	0.001	0.16	4.00	40.02	100.04
1(S)-THD (s-THD)	0.013	0.041	ND	ND	ND
1(R)-THD (r-THD)	0.025	0.075	ND	ND	ND
Tetrahydrocannabinol (THCV)	0.001	0.16	ND	ND	ND
Δ8-tetrahydrocannabinol (Δ8-THCV)	0.021	0.064	ND	ND	ND
Cannabidihexol (CBDH)	0.005	0.16	ND	ND	ND
Tetrahydrocannabinol (Δ9-THCB)	0.013	0.038	ND	ND	ND
Cannabinol (CBN)	0.001	0.16	1.16	11.56	28.90
Cannabidiphorol (CBDP)	0.015	0.047	ND	ND	ND
exo-THC (exo-THC)	0.005	0.16	ND	ND	ND
Tetrahydrocannabinol (Δ9-THC)	0.003	0.16	UI	UI	UI
Δ8-tetrahydrocannabinol (Δ8-THC)	0.004	0.16	49.39	493.90	1234.75
(6aR,9S)-Δ10-Tetrahydrocannabinol ((6aR,9S)-Δ10)	0.015	0.16	0.27	2.65	6.63
Hexahydrocannabinol (S Isomer) (9s-HHC)	0.017	0.16	8.26	82.57	206.42
(6aR,9R)-Δ10-Tetrahydrocannabinol ((6aR,9R)-Δ10)	0.007	0.16	3.25	32.47	81.18
Hexahydrocannabinol (R Isomer) (9r-HHC)	0.016	0.16	8.51	85.11	212.77
Tetrahydrocannabinolic Acid (THCA)	0.001	0.16	1.32	13.25	33.12
Δ9-Tetrahydrocannabinol (Δ9-THCH)	0.024	0.071	ND	ND	ND
Cannabinol Acetate (CBNO)	0.014	0.043	ND	ND	ND
Δ9-Tetrahydrocannabinol (Δ9-THCP)	0.017	0.16	17.83	178.25	445.63
Δ8-Tetrahydrocannabinol (Δ8-THCP)	0.041	0.16	0.38	3.82	9.55
Cannabicitran (CBT)	0.005	0.16	ND	ND	ND
Δ8-THC-O-acetate (Δ8-THCO)	0.076	0.16	ND	ND	ND
9(S)-HHCP (s-HHCP)	0.031	0.094	ND	ND	ND
Δ9-THC-O-acetate (Δ9-THCO)	0.066	0.16	ND	ND	ND
9(R)-HHCP (r-HHCP)	0.026	0.079	ND	ND	ND
9(S)-HHC-O-acetate (s-HHCO)	0.005	0.16	ND	ND	ND
3-octyl-Δ8-Tetrahydrocannabinol (Δ8-THC-C8)	0.067	0.204	ND	ND	ND
Δ9-THC methyl ether (Δ9-MeO-THC)			ND	ND	ND
Total THC (THCa * 0.877 + Δ9THC)			1.16	11.62	29.05
Total THC + Δ8THC + Δ10THC (THCa * 0.877 + Δ9THC + Δ8THC + Δ10THC)			54.06	540.64	1351.61
Total CBD (CBDA * 0.877 + CBD)			4.00	40.02	100.04
Total CBG (CBGA * 0.877 + CBG)			0.47	4.72	11.79
Total HHC (9r-HHC + 9s-HHC)			16.77	167.68	419.19
Total Cannabinoids			94.67	946.68	2366.70

Sample photography



T&A - Potency Analysis

Analyzed May 23, 2023 | Instrument NA

Analyte	Result %	Result mg/g	Result mg/Serving	Result mg/Unit
Muscimol (MUOL)	0.27	2.73	6.80	6.80
Norbaeocystin (NORB)	ND	ND	ND	ND
Baeocystin (BAEO)	ND	ND	ND	ND
Aeruginascin (AERU)	ND	ND	ND	ND
Psilocybin (PSCY)	ND	ND	ND	ND
Norpilocin (NORP)	ND	ND	ND	ND
Psilocin (PSCI)	ND	ND	ND	ND
Psilocetin (PSLA)	ND	ND	ND	ND

UI Not Identified
 ND Not Detected
 N/A Not Applicable
 NT Not Reported
 LOD Limit of Detection
 LOQ Limit of Quantification
 <LOQ Detected
 >ULOL Above upper limit of linearity
 CFU/g Colony Forming Units per 1 gram
 TNTC Too Numerous to Count



Scan the QR code to verify authenticity.

Authorized Signature

Brandon Starr

Brandon Starr, Lab Manager Tue,
 23 May 2023 14:10:00 -0700

PharmLabs San Diego | 3421 Hancock St, Second Floor, San Diego, CA 92110 | 619.356.0898 | ISO/IEC 17025:2017 Certification L17-427-1



*This report shall not be reproduced except in full, without the written approval of the lab. This report is for informational purposes only and should not be used to diagnose, treat or prevent any disease. Results are only for samples and batches indicated. Results are reported on an "as received" basis, unless indicated otherwise. When a Pass/Fail status is reported, that status is intended to be in accordance with federal, state and local laws which are required for the customer to be in compliance. The measurement of uncertainty is not included in the Pass/Fail evaluation unless explicitly required by federal, state or local laws and has been reported on the certificate of analysis. Measurement of uncertainty is available upon request.

PharmLabs San Diego Certificate of Analysis



3421 Hancock St, Second Floor, San Diego, CA 92110 | License: C8-0000098-LIC
 ISO/IEC 17025:2017 Certification L17-427-1 | Accreditation #85368

Sample **Smurf Dream - Dont Trip Disposables**

Sample ID	SD230503-039 (74949)	Matrix	Concentrate (Inhalable Cannabis Good)
Tested for	Latro inc		
Sampled	-	Received	May 22, 2023
Analyses executed	CANX	Reported	May 23, 2023
		Unit Mass (g)	2.5

Laboratory note: The estimated concentration of the unknown peak in the sample is 7.42% | Currently PharmLabs laboratory can not confirm an unidentified peak in your chromatogram due to interference (only with highly concentrated DB products) from which we believe to be either (+)-8-THC or d9-THC. At this time there are no reference standards available for (+)-8-THC. (+)-8-THC is a different compound from the main (-)-8-THC cannabinoid and, therefore, these two compounds may have different efficacies. Using the most advanced instruments and techniques available, the separation of (+)-8-THC and d9-THC is problematic for the scientific community as a whole. PharmLabs believes the unidentified peak to be a combination of (+)-8-THC and d9-THC with the majority, if not all, of the concentration being (+)-8-THC. Total (+)-/d9-THC Concentration is estimated to be: 47.27%

CANX - Cannabinoids Analysis

Analyzed May 23, 2023 | Instrument HPLC-VWD | Method
 The expanded Uncertainty of the Cannabinoid analysis is approximately $\pm 8.06\%$ at the 95% Confidence Level

Analyte	LOD mg/g	LOQ mg/g	Result %	Result mg/g	Result mg/Unit
11-Hydroxy- Δ 8-Tetrahydrocannabinol (11-Hyd- Δ 8-THCV)	0.015	0.041	ND	ND	ND
Cannabidiol (CBD)	0.002	0.007	ND	ND	ND
Abnormal Cannabidiol (a-CBDO)	0.01	0.031	ND	ND	ND
(+/-)-9B-Hydroxy-Hexahydrocannabinol (9b-HHC)	0.012	0.036	ND	ND	ND
11-Hydroxy- Δ 8-Tetrahydrocannabinol (11-Hyd- Δ 8-THC)	0.007	0.021	ND	ND	ND
Cannabidiolic Acid (CBDA)	0.001	0.16	ND	ND	ND
Cannabigerol Acid (CBGA)	0.001	0.16	ND	ND	ND
Cannabigerol (CBG)	0.001	0.16	0.42	4.23	10.58
Cannabidiol (CBD)	0.001	0.16	3.79	37.87	94.68
(S)-THD (s-THD)	0.013	0.041	ND	ND	ND
(R)-THD (r-THD)	0.025	0.075	ND	ND	ND
Tetrahydrocannabinol (THCV)	0.001	0.16	ND	ND	ND
Δ 8-tetrahydrocannabinol (Δ 8-THCV)	0.021	0.064	ND	ND	ND
Cannabidihexol (CBDH)	0.005	0.16	ND	ND	ND
Tetrahydrocannabinol (Δ 9-THCB)	0.013	0.038	ND	ND	ND
Cannabinol (CBN)	0.001	0.16	0.96	9.62	24.05
Cannabidiphoral (CBDP)	0.015	0.047	ND	ND	ND
exo-THC (exo-THC)	0.005	0.16	ND	ND	ND
Tetrahydrocannabinol (Δ 9-THC)	0.003	0.16	UI	UI	UI
Δ 8-tetrahydrocannabinol (Δ 8-THC)	0.004	0.16	47.27	472.70	1181.75
(6aR,9S)- Δ 10-Tetrahydrocannabinol ((6aR,9S)- Δ 10)	0.015	0.16	0.29	2.95	7.37
Hexahydrocannabinol (S Isomer) (9s-HHC)	0.017	0.16	7.79	77.88	194.69
(6aR,9R)- Δ 10-Tetrahydrocannabinol ((6aR,9R)- Δ 10)	0.007	0.16	3.08	30.75	76.88
Hexahydrocannabinol (R Isomer) (9r-HHC)	0.016	0.16	7.81	78.10	195.24
Tetrahydrocannabinolic Acid (THCA)	0.001	0.16	1.00	9.99	24.97
Δ 9-Tetrahydrocannabinol (Δ 9-THCH)	0.024	0.071	ND	ND	ND
Cannabinol Acetate (CBNO)	0.014	0.043	ND	ND	ND
Δ 9-Tetrahydrocannabinol (Δ 9-THCP)	0.017	0.16	17.13	171.33	428.32
Δ 8-Tetrahydrocannabinol (Δ 8-THCP)	0.041	0.16	0.32	3.19	7.97
Cannabicitran (CBT)	0.005	0.16	ND	ND	ND
Δ 8-THC-O-acetate (Δ 8-THCO)	0.076	0.16	ND	ND	ND
9(S)-HHCP (s-HHCP)	0.031	0.094	ND	ND	ND
Δ 9-THC-O-acetate (Δ 9-THCO)	0.066	0.16	ND	ND	ND
9(R)-HHCP (r-HHCP)	0.026	0.079	ND	ND	ND
9(S)-HHC-O-acetate (s-HHCO)	0.005	0.16	ND	ND	ND
3-octyl- Δ 8-Tetrahydrocannabinol (Δ 8-THC-C8)	0.067	0.204	ND	ND	ND
Δ 9-THC methyl ether (Δ 9-MeO-THC)			ND	ND	ND
Total THC (THCa * 0.877 + Δ 9THC)			0.88	8.76	21.90
Total THC + Δ 8THC + Δ 10THC (THCa * 0.877 + Δ 9THC + Δ 8THC + Δ 10THC)			51.52	515.16	1287.90
Total CBD (CBDA * 0.877 + CBD)			3.79	37.87	94.68
Total CBG (CBGA * 0.877 + CBG)			0.42	4.23	10.58
Total HHC (9r-HHC + 9s-HHC)			15.60	155.97	389.93
Total Cannabinoids			89.74	897.37	2243.43

Sample photography




T&A - Potency Analysis

Analyzed May 23, 2023 | Instrument NA

Analyte	Result %	Result mg/g	Result mg/Serving	Result mg/Unit
Muscimol (MUOL)	0.29	2.93	7.33	7.33
Norbaeocystin (NORB)	ND	ND	ND	ND
Baeocystin (BAEO)	ND	ND	ND	ND
Aeruginascin (AERU)	ND	ND	ND	ND
Psilocybin (PSCY)	ND	ND	ND	ND
Norpsilocin (NORP)	ND	ND	ND	ND
Psilocin (PSCI)	ND	ND	ND	ND
Psilacetin (PSLA)	ND	ND	ND	ND

UI Not Identified
 ND Not Detected
 N/A Not Applicable
 NT Not Reported
 LOD Limit of Detection
 LOQ Limit of Quantification
 <LOQ Detected
 >ULOL Above upper limit of linearity
 CFU/g Colony Forming Units per 1 gram
 TNTC Too Numerous to Count



Scan the QR code to verify authenticity.

Authorized Signature

Brandon Starr

Brandon Starr, Lab Manager
 Tue, 23 May 2023 14:09:58 -0700

PharmLabs San Diego | 3421 Hancock St, Second Floor, San Diego, CA 92110 | 619.356.0898 | ISO/IEC 17025:2017 Certification L17-427-1



*This report shall not be reproduced except in full, without the written approval of the lab. This report is for informational purposes only and should not be used to diagnose, treat or prevent any disease. Results are only for samples and batches indicated. Results are reported on an "as received" basis, unless indicated otherwise. When a Pass/Fail status is reported, that status is intended to be in accordance with federal, state and local laws which are required for the customer to be in compliance. The measurement of uncertainty is not included in the Pass/Fail evaluation unless explicitly required by federal, state or local laws and has been reported on the certificate of analysis. Measurement of uncertainty is available upon request.

PharmLabs San Diego Certificate of Analysis



3421 Hancock St, Second Floor, San Diego, CA 92110 | License: C8-0000098-LIC
 ISO/IEC 17025:2017 Certification L17-427-1 | Accreditation #85368

Sample **Pineapple Envy - Dont Trip Disposables**

Sample ID	SD230503-040 (74950)	Matrix	Concentrate (Inhalable Cannabis Good)
Tested for	Latro inc		
Sampled	-	Received	May 22, 2023
Analyses executed	CANX	Reported	May 23, 2023
		Unit Mass (g)	2.5

Laboratory note: The estimated concentration of the unknown peak in the sample is 7.47% | Currently PharmLabs laboratory can not confirm an unidentified peak in your chromatogram due to interference (only with highly concentrated DB products) from which we believe to be either (+)-8-THC or d9-THC. At this time there are no reference standards available for (+)-8-THC. (+)-8-THC is a different compound from the main (-)-8-THC cannabinoid and, therefore, these two compounds may have different efficacies. Using the most advanced instruments and techniques available, the separation of (+)-8-THC and d9-THC is problematic for the scientific community as a whole. PharmLabs believes the unidentified peak to be a combination of (+)-8-THC and d9-THC with the majority, if not all, of the concentration being (+)-8-THC. Total (+)-/d9-THC Concentration is estimated to be: 47.51%

CANX - Cannabinoids Analysis

Analyzed May 22, 2023 | Instrument HPLC-VWD | Method
 The expanded Uncertainty of the Cannabinoid analysis is approximately **±7.806%** at the 95% Confidence Level

Analyte	LOD mg/g	LOG mg/g	Result %	Result mg/g	Result mg/Unit
11-Hydroxy-Δ8-Tetrahydrocannabinarin (11-Hyd-Δ8-THCV)	0.015	0.041	ND	ND	ND
Cannabidiol (CBDO)	0.002	0.007	ND	ND	ND
Abnormal Cannabidiol (a-CBDO)	0.01	0.031	ND	ND	ND
(+/-)-9B-Hydroxy-Hexahydrocannabinol (9b-HHC)	0.012	0.036	ND	ND	ND
11-Hydroxy-Δ8-Tetrahydrocannabinol (11-Hyd-Δ8-THC)	0.007	0.021	ND	ND	ND
Cannabidiolic Acid (CBDA)	0.001	0.16	ND	ND	ND
Cannabigerol Acid (CBGA)	0.001	0.16	ND	ND	ND
Cannabigerol (CBG)	0.001	0.16	0.46	4.56	11.39
Cannabidiol (CBD)	0.001	0.16	3.86	38.60	96.50
1(S)-THD (s-THD)	0.013	0.041	ND	ND	ND
1(R)-THD (r-THD)	0.025	0.075	ND	ND	ND
Tetrahydrocannabinarin (THCV)	0.001	0.16	ND	ND	ND
Δ8-tetrahydrocannabinarin (Δ8-THCV)	0.021	0.064	ND	ND	ND
Cannabidihexol (CBDH)	0.005	0.16	ND	ND	ND
Tetrahydrocannabinol (Δ9-THCB)	0.013	0.038	ND	ND	ND
Cannabinol (CBN)	0.001	0.16	0.98	9.78	24.46
Cannabidiphoral (CBDP)	0.015	0.047	ND	ND	ND
exo-THC (exo-THC)	0.005	0.16	ND	ND	ND
Tetrahydrocannabinol (Δ9-THC)	0.003	0.16	UI	UI	UI
Δ8-tetrahydrocannabinol (Δ8-THC)	0.004	0.16	47.51	475.10	1187.75
(6aR,9S)-Δ10-Tetrahydrocannabinol ((6aR,9S)-Δ10)	0.015	0.16	0.10	1.02	2.54
Hexahydrocannabinol (S Isomer) (9s-HHC)	0.017	0.16	7.22	72.20	180.49
(6aR,9R)-Δ10-Tetrahydrocannabinol ((6aR,9R)-Δ10)	0.007	0.16	3.01	30.11	75.28
Hexahydrocannabinol (R Isomer) (9r-HHC)	0.016	0.16	7.26	72.60	181.49
Tetrahydrocannabinolic Acid (THCA)	0.001	0.16	0.78	7.75	19.38
Δ9-Tetrahydrocannabinol (Δ9-THCH)	0.024	0.071	ND	ND	ND
Cannabinol Acetate (CBNO)	0.014	0.043	ND	ND	ND
Δ9-Tetrahydrocannabinophoral (Δ9-THCP)	0.017	0.16	17.52	175.23	438.08
Δ8-Tetrahydrocannabinophoral (Δ8-THCP)	0.041	0.16	0.40	4.02	10.04
Cannabicitran (CBT)	0.005	0.16	ND	ND	ND
Δ8-THC-O-acetate (Δ8-THCO)	0.076	0.16	ND	ND	ND
9(S)-HHCP (s-HHCP)	0.031	0.094	ND	ND	ND
Δ9-THC-O-acetate (Δ9-THCO)	0.066	0.16	ND	ND	ND
9(R)-HHCP (r-HHCP)	0.026	0.079	ND	ND	ND
9(S)-HHC-O-acetate (s-HHCO)	0.005	0.16	ND	ND	ND
3-octyl-Δ8-Tetrahydrocannabinol (Δ8-THC-C8)	0.067	0.204	ND	ND	ND
Δ9-THC methyl ether (Δ9-MeO-THC)			ND	ND	ND
Total THC (THCa * 0.877 + Δ9THC)			0.68	6.80	17.00
Total THC + Δ8THC + Δ10THC (THCa * 0.877 + Δ9THC + Δ8THC + Δ10THC)			51.30	513.03	1282.57
Total CBD (CBDA * 0.877 + CBD)			3.86	38.60	96.50
Total CBG (CBGA * 0.877 + CBG)			0.46	4.56	11.39
Total HHC (9r-HHC + 9s-HHC)			14.48	144.79	361.98
Total Cannabinoids			89.00	890.01	2225.03

Sample photography




T&A - Potency Analysis

Analyzed May 23, 2023 | Instrument NA

Analyte	Result %	Result mg/g	Result mg/Serving	Result mg/Unit
Muscimol (MUOL)	0.25	2.50	12.50	12.50
Norbaeocystin (NORB)	ND	ND	ND	ND
Baeocystin (BAEO)	ND	ND	ND	ND
Aeruginascin (AERU)	ND	ND	ND	ND
Psilocybin (PSCY)	ND	ND	ND	ND
Norpsilocin (NORP)	ND	ND	ND	ND
Psilocin (PSCI)	ND	ND	ND	ND
Psilocetin (PSLA)	ND	ND	ND	ND

UI Not Identified
 ND Not Detected
 N/A Not Applicable
 NT Not Reported
 LOD Limit of Detection
 LOQ Limit of Quantification
 <LOQ Detected
 >ULOL Above upper limit of linearity
 CFU/g Colony Forming Units per 1 gram
 TNTC Too Numerous to Count



Scan the QR code to verify authenticity.

Authorized Signature

Brandon Starr

Brandon Starr, Lab Manager
 Tue, 23 May 2023 14:09:57 -0700

PharmLabs San Diego | 3421 Hancock St, Second Floor, San Diego, CA 92110 | 619.356.0898 | ISO/IEC 17025:2017 Certification L17-427-1



*This report shall not be reproduced except in full, without the written approval of the lab. This report is for informational purposes only and should not be used to diagnose, treat or prevent any disease. Results are only for samples and batches indicated. Results are reported on an "as received" basis, unless indicated otherwise. When a Pass/Fail status is reported, that status is intended to be in accordance with federal, state and local laws which are required for the customer to be in compliance. The measurement of uncertainty is not included in the Pass/Fail evaluation unless explicitly required by federal, state or local laws and has been reported on the certificate of analysis. Measurement of uncertainty is available upon request.

PharmLabs San Diego Certificate of Analysis



3421 Hancock St, Second Floor, San Diego, CA 92110 | License: C8-0000098-LIC
 ISO/IEC 17025:2017 Certification L17-427-1 | Accreditation #85368

Sample **Mushy Marshmellow - Dont Trip Disposables**

Sample ID	SD230503-041 (74951)	Matrix	Concentrate (Inhalable Cannabis Good)
Tested for	Latro inc		
Sampled	-	Received	May 22, 2023
Analyses executed	CANX	Reported	May 23, 2023
		Unit Mass (g)	2.5

Laboratory note: The estimated concentration of the unknown peak in the sample is 7.55% | Currently PharmLabs laboratory can not confirm an unidentified peak in your chromatogram due to interference (only with highly concentrated D8 products) from which we believe to be either (+)-8-THC or d9-THC. At this time there are no reference standards available for (+)-8-THC. (+)-8-THC is a different compound from the main (-)-8-THC cannabinoid and, therefore, these two compounds may have different efficacies. Using the most advanced instruments and techniques available, the separation of (+)-8-THC and d9-THC is problematic for the scientific community as a whole. PharmLabs believes the unidentified peak to be a combination of (+)-8-THC and d9-THC with the majority, if not all, of the concentration being (+)-8-THC. Total (+)-/d9-THC Concentration is estimated to be: 48.01%

CANX - Cannabinoids Analysis

Analyzed May 22, 2023 | Instrument HPLC-VWD | Method
 The expanded Uncertainty of the Cannabinoid analysis is approximately **±7.806%** at the 95% Confidence Level

Analyte	LOD mg/g	LOQ mg/g	Result %	Result mg/g	Result mg/Unit
11-Hydroxy-Δ8-Tetrahydrocannabinarin (11-Hyd-Δ8-THCV)	0.015	0.041	ND	ND	ND
Cannabidiol (CBD)	0.002	0.007	ND	ND	ND
Abnormal Cannabidiol (a-CBDO)	0.01	0.031	ND	ND	ND
(+/-)-9B-Hydroxy-Hexahydrocannabinol (9b-HHC)	0.012	0.036	ND	ND	ND
11-Hydroxy-Δ8-Tetrahydrocannabinol (11-Hyd-Δ8-THC)	0.007	0.021	ND	ND	ND
Cannabidiolic Acid (CBDA)	0.001	0.16	ND	ND	ND
Cannabigerol Acid (CBGA)	0.001	0.16	ND	ND	ND
Cannabigerol (CBG)	0.001	0.16	0.46	4.63	11.58
Cannabidiol (CBD)	0.001	0.16	3.85	38.52	96.31
1(S)-THD (s-THD)	0.013	0.041	ND	ND	ND
1(R)-THD (r-THD)	0.025	0.075	ND	ND	ND
Tetrahydrocannabinarin (THCV)	0.001	0.16	ND	ND	ND
Δ8-tetrahydrocannabinarin (Δ8-THCV)	0.021	0.064	ND	ND	ND
Cannabidihexol (CBDH)	0.005	0.16	ND	ND	ND
Tetrahydrocannabutol (Δ9-THCB)	0.013	0.038	ND	ND	ND
Cannabinol (CBN)	0.001	0.16	0.95	9.47	23.67
Cannabidiphoral (CBDP)	0.015	0.047	ND	ND	ND
exo-THC (exo-THC)	0.005	0.16	ND	ND	ND
Tetrahydrocannabinol (Δ9-THC)	0.003	0.16	UI	UI	UI
Δ8-tetrahydrocannabinol (Δ8-THC)	0.004	0.16	48.01	480.10	1200.25
(6aR,9S)-Δ10-Tetrahydrocannabinol ((6aR,9S)-Δ10)	0.015	0.16	0.12	1.23	3.08
Hexahydrocannabinol (S Isomer) (9s-HHC)	0.017	0.16	8.08	80.83	202.08
(6aR,9R)-Δ10-Tetrahydrocannabinol ((6aR,9R)-Δ10)	0.007	0.16	2.79	27.88	69.70
Hexahydrocannabinol (R Isomer) (9r-HHC)	0.016	0.16	7.93	79.27	198.18
Tetrahydrocannabinolic Acid (THCA)	0.001	0.16	1.16	11.63	29.08
Δ9-Tetrahydrocannabihexol (Δ9-THCH)	0.024	0.071	ND	ND	ND
Cannabinol Acetate (CBNO)	0.014	0.043	ND	ND	ND
Δ9-Tetrahydrocannabiphoral (Δ9-THCP)	0.017	0.16	17.61	176.10	440.26
Δ8-Tetrahydrocannabiphoral (Δ8-THCP)	0.041	0.16	0.63	6.33	15.82
Cannabicitran (CBT)	0.005	0.16	ND	ND	ND
Δ8-THC-O-acetate (Δ8-THCO)	0.076	0.16	ND	ND	ND
9(S)-HHCP (s-HHCP)	0.031	0.094	ND	ND	ND
Δ9-THC-O-acetate (Δ9-THCO)	0.066	0.16	ND	ND	ND
9(R)-HHCP (r-HHCP)	0.026	0.079	ND	ND	ND
9(S)-HHC-O-acetate (s-HHCO)	0.005	0.16	ND	ND	ND
3-octyl-Δ8-Tetrahydrocannabinol (Δ8-THC-C8)	0.067	0.204	ND	ND	ND
Δ9-THC methyl ether (Δ9-MeO-THC)			ND	ND	ND
Total THC (THCa * 0.877 + Δ9THC)			1.02	10.20	25.51
Total THC + Δ8THC + Δ10THC (THCa * 0.877 + Δ9THC + Δ8THC + Δ10THC)			51.94	519.42	1298.54
Total CBD (CBDA * 0.877 + CBD)			3.85	38.52	96.31
Total CBG (CBGA * 0.877 + CBG)			0.46	4.63	11.58
Total HHC (9r-HHC + 9s-HHC)			16.01	160.10	400.26
Total Cannabinoids			91.46	914.58	2286.44

Sample photography




T&A - Potency Analysis

Analyzed May 23, 2023 | Instrument NA

Analyte	Result %	Result mg/g	Result mg/Serving	Result mg/Unit
Muscimol (MUOL)	0.25	2.50	12.50	12.50
Norbaeocystin (NORB)	ND	ND	ND	ND
Baeocystin (BAEO)	ND	ND	ND	ND
Aeruginascin (AERU)	ND	ND	ND	ND
Psilocybin (PSCY)	ND	ND	ND	ND
Norpsilocin (NORP)	ND	ND	ND	ND
Psilocin (PSCI)	ND	ND	ND	ND
Psilocetin (PSLA)	ND	ND	ND	ND

UI Not Identified
 ND Not Detected
 N/A Not Applicable
 NT Not Reported
 LOD Limit of Detection
 <LOQ Detected
 >ULOL Above upper limit of linearity
 CFU/g Colony Forming Units per 1 gram
 TNTC Too Numerous to Count



Scan the QR code to verify authenticity.

Authorized Signature

Brandon Starr

Brandon Starr, Lab Manager
 Tue, 23 May 2023 14:09:56 -0700

PharmLabs San Diego | 3421 Hancock St, Second Floor, San Diego, CA 92110 | 619.356.0898 | ISO/IEC 17025:2017 Certification L17-427-1

*This report shall not be reproduced except in full, without the written approval of the lab. This report is for informational purposes only and should not be used to diagnose, treat or prevent any disease. Results are only for samples and batches indicated. Results are reported on an "as received" basis, unless indicated otherwise. When a Pass/Fail status is reported, that status is intended to be in accordance with federal, state and local laws which are required for the customer to be in compliance. The measurement of uncertainty is not included in the Pass/Fail evaluation unless explicitly required by federal, state or local laws and has been reported on the certificate of analysis. Measurement of uncertainty is available upon request.



PharmLabs San Diego Certificate of Analysis

3421 Hancock St, Second Floor, San Diego, CA 92110 | License: C8-0000098-LIC
 ISO/IEC 17025:2017 Certification L17-427-1 | Accreditation #85368



Sample **Shroomdongsers - Dont Trip Disposables**

Sample ID	SD230503-042 (74952)	Matrix	Concentrate (Inhalable Cannabis Good)
Tested for	Latro inc		
Sampled	-	Received	May 22, 2023
Analyses executed	CANX	Reported	May 23, 2023
		Unit Mass (g)	2.5

Laboratory note: The estimated concentration of the unknown peak in the sample is 7.47% | Currently PharmLabs laboratory can not confirm an unidentified peak in your chromatogram due to interference (only with highly concentrated DB products) from which we believe to be either (+)-8-THC or d9-THC. At this time there are no reference standards available for (+)-8-THC. (+)-8-THC is a different compound from the main (-)-8-THC cannabinoid and, therefore, these two compounds may have different efficacies. Using the most advanced instruments and techniques available, the separation of (+)-8-THC and d9-THC is problematic for the scientific community as a whole. PharmLabs believes the unidentified peak to be a combination of (+)-8-THC and d9-THC with the majority, if not all, of the concentration being (+)-8-THC. Total (+)-/d9-THC Concentration is estimated to be: 46.92%

CANX - Cannabinoids Analysis

Analyzed May 23, 2023 | Instrument HPLC-VWD | Method
 The expanded Uncertainty of the Cannabinoid analysis is approximately **±7.806%** at the 95% Confidence Level

Analyte	LOD mg/g	LOQ mg/g	Result %	Result mg/g	Result mg/Unit
11-Hydroxy-Δ8-Tetrahydrocannabinol (11-Hyd-Δ8-THCV)	0.013	0.041	ND	ND	ND
Cannabidiol (CBDO)	0.002	0.007	ND	ND	ND
Abnormal Cannabidiol (a-CBDO)	0.01	0.031	ND	ND	ND
(+/-)-9B-Hydroxy-Hexahydrocannabinol (9b-HHC)	0.012	0.036	ND	ND	ND
11-Hydroxy-Δ8-Tetrahydrocannabinol (11-Hyd-Δ8-THC)	0.007	0.021	ND	ND	ND
Cannabidiolic Acid (CBDA)	0.001	0.16	ND	ND	ND
Cannabigerol Acid (CBGA)	0.001	0.16	ND	ND	ND
Cannabigerol (CBG)	0.001	0.16	0.50	5.04	12.60
Cannabidiol (CBD)	0.001	0.16	3.81	38.12	95.29
1(S)-THD (s-THD)	0.013	0.041	ND	ND	ND
1(R)-THD (r-THD)	0.025	0.075	ND	ND	ND
Tetrahydrocannabinol (THCV)	0.001	0.16	ND	ND	ND
Δ8-tetrahydrocannabinol (Δ8-THCV)	0.021	0.064	ND	ND	ND
Cannabidihexol (CBDH)	0.005	0.16	ND	ND	ND
Tetrahydrocannabinol (Δ9-THCB)	0.013	0.038	ND	ND	ND
Cannabinol (CBN)	0.001	0.16	1.04	10.44	26.10
Cannabidiphoral (CBDP)	0.015	0.047	ND	ND	ND
exo-THC (exo-THC)	0.005	0.16	ND	ND	ND
Tetrahydrocannabinol (Δ9-THC)	0.003	0.16	UI	UI	UI
Δ8-tetrahydrocannabinol (Δ8-THC)	0.004	0.16	46.92	469.20	1173.00
(6aR,9S)-Δ10-Tetrahydrocannabinol ((6aR,9S)-Δ10)	0.015	0.16	0.39	3.87	9.68
Hexahydrocannabinol (S Isomer) (9s-HHC)	0.017	0.16	7.78	77.81	194.52
(6aR,9R)-Δ10-Tetrahydrocannabinol ((6aR,9R)-Δ10)	0.007	0.16	3.07	30.70	76.75
Hexahydrocannabinol (R Isomer) (9r-HHC)	0.016	0.16	8.15	81.47	203.67
Tetrahydrocannabinolic Acid (THCA)	0.001	0.16	1.12	11.22	28.06
Δ9-Tetrahydrocannabinol (Δ9-THCH)	0.024	0.071	ND	ND	ND
Cannabinol Acetate (CBNO)	0.014	0.043	ND	ND	ND
Δ9-Tetrahydrocannabinol (Δ9-THCP)	0.017	0.16	17.00	170.00	424.99
Δ8-Tetrahydrocannabinol (Δ8-THCP)	0.041	0.16	0.40	4.00	10.00
Cannabicitran (CBT)	0.005	0.16	ND	ND	ND
Δ8-THC-O-acetate (Δ8-THCO)	0.076	0.16	ND	ND	ND
9(S)-HHCP (s-HHCP)	0.031	0.094	ND	ND	ND
Δ9-THC-O-acetate (Δ9-THCO)	0.066	0.16	ND	ND	ND
9(R)-HHCP (r-HHCP)	0.026	0.079	ND	ND	ND
9(S)-HHC-O-acetate (s-HHCO)	0.005	0.16	ND	ND	ND
3-octyl-Δ8-Tetrahydrocannabinol (Δ8-THC-C8)	0.067	0.204	ND	ND	ND
Δ9-THC methyl ether (Δ9-MeO-THC)			ND	ND	ND
Total THC (THCa * 0.877 + Δ9THC)			0.98	9.84	24.61
Total THC + Δ8THC + Δ10THC (THCa * 0.877 + Δ9THC + Δ8THC + Δ10THC)			51.36	513.61	1284.03
Total CBD (CBDA * 0.877 + CBD)			3.81	38.12	95.29
Total CBG (CBGA * 0.877 + CBG)			0.50	5.04	12.60
Total HHC (9r-HHC + 9s-HHC)			15.93	159.28	398.19
Total Cannabinoids			90.05	900.48	2251.20

Sample photography




T&A - Potency Analysis

Analyzed May 23, 2023 | Instrument NA

Analyte	Result %	Result mg/g	Result mg/Serving	Result mg/Unit
Muscimol (MUOL)	0.27	2.73	6.80	6.80
Norbaeocystin (NORB)	ND	ND	ND	ND
Baeocystin (BAEO)	ND	ND	ND	ND
Aeruginascin (AERU)	ND	ND	ND	ND
Psilocybin (PSCY)	ND	ND	ND	ND
Norpsilocin (NORP)	ND	ND	ND	ND
Psilocin (PSCI)	ND	ND	ND	ND
Psilocin (PSLA)	ND	ND	ND	ND

UI Not Identified
 ND Not Detected
 N/A Not Applicable
 NT Not Reported
 LOD Limit of Detection
 <LOQ Detected
 >ULOL Above upper limit of linearity
 CFU/g Colony Forming Units per 1 gram
 TNTC Too Numerous to Count



Scan the QR code to verify authenticity.

Authorized Signature

Brandon Starr

Brandon Starr, Lab Manager Tue,
 23 May 2023 14:09:56 -0700

PharmLabs San Diego | 3421 Hancock St, Second Floor, San Diego, CA 92110 | 619.356.0898 | ISO/IEC 17025:2017 Certification L17-427-1



*This report shall not be reproduced except in full, without the written approval of the lab. This report is for informational purposes only and should not be used to diagnose, treat or prevent any disease. Results are only for samples and batches indicated. Results are reported on an "as received" basis, unless indicated otherwise. When a Pass/Fail status is reported, that status is intended to be in accordance with federal, state and local laws which are required for the customer to be in compliance. The measurement of uncertainty is not included in the Pass/Fail evaluation unless explicitly required by federal, state or local laws and has been reported on the certificate of analysis. Measurement of uncertainty is available upon request.

PharmLabs San Diego Certificate of Analysis

3421 Hancock St, Second Floor, San Diego, CA 92110 | License: C8-0000098-LIC
 ISO/IEC 17025:2017 Acc. L17-427-1 #85368



Sample **Cosmic Donut - Don't Trip 2.5g Disposable**

Sample ID	SD230710-010 (80927)	Matrix	Concentrate (Inhalable Cannabis Good)
Tested for	Latro inc		
Sampled	-	Received	Jul 10, 2023
Analyses executed	CANX, QARUSH	Reported	Jul 10, 2023
		Unit Mass (g)	2.5

Laboratory note: The estimated concentration of the unknown peak in the sample is 6.98% | Currently PharmLabs laboratory can not confirm an unidentified peak in your chromatogram due to interference (only with highly concentrated D8 products) from which we believe to be either (+)-8-THC or d9-THC. At this time there are no reference standards available for (+)-8-THC. (+)-8-THC is a different compound from the main (-)-8-THC cannabinoid and, therefore, these two compounds may have different efficacies. Using the most advanced instruments and techniques available, the separation of (+)-8-THC and d9-THC is problematic for the scientific community as a whole. PharmLabs believes the unidentified peak to be a combination of (+)-8-THC and d9-THC with the majority, if not all, of the concentration being (+)-8-THC. Total (+/-) D8 Concentration is estimated to be: 40.94%

CANX - Cannabinoids Analysis

Analyzed Jul 10, 2023 | Instrument HPLC-VWD | Method SOP-001

The expanded Uncertainty of the Cannabinoid analysis is approximately ±7.806% at the 95% Confidence Level

Analyte	LOD mg/g	LOQ mg/g	Result %	Result mg/g	Result mg/Unit
11-Hydroxy-Δ8-Tetrahydrocannabinol (11-Hyd-Δ8-THCV)	0.013	0.041	ND	ND	ND
Cannabidiol (CBD)	0.002	0.007	ND	ND	ND
Abnormal Cannabidiol (a-CBDO)	0.01	0.031	ND	ND	ND
(+/-)-9B-Hydroxy-Hexahydrocannabinol (9b-HHC)	0.012	0.036	ND	ND	ND
11-Hydroxy-Δ8-Tetrahydrocannabinol (11-Hyd-Δ8-THC)	0.007	0.021	ND	ND	ND
Cannabidiolic Acid (CBDA)	0.001	0.16	ND	ND	ND
Cannabigerol Acid (CBGA)	0.001	0.16	ND	ND	ND
Cannabigerol (CBG)	0.001	0.16	0.11	1.07	2.68
Cannabidiol (CBD)	0.001	0.16	0.75	7.47	18.67
1(S)-THD (s-THD)	0.013	0.041	ND	ND	ND
1(R)-THD (r-THD)	0.025	0.075	ND	ND	ND
Tetrahydrocannabinol (THCV)	0.001	0.16	ND	ND	ND
Δ8-tetrahydrocannabinol (Δ8-THCV)	0.021	0.064	ND	ND	ND
Cannabidihexol (CBDH)	0.005	0.16	ND	ND	ND
Tetrahydrocannabinol (Δ9-THCB)	0.013	0.038	ND	ND	ND
Cannabinol (CBN)	0.001	0.16	6.28	62.84	157.10
Cannabidiphoral (CBDP)	0.015	0.047	ND	ND	ND
exo-THC (exo-THC)	0.005	0.16	ND	ND	ND
Tetrahydrocannabinol (Δ9-THC)	0.003	0.16	UI	UI	UI
Δ8-tetrahydrocannabinol (Δ8-THC)	0.004	0.16	40.94	409.40	1023.50
(6aR,9S)-Δ10-Tetrahydrocannabinol ((6aR,9S)-Δ10)	0.015	0.16	0.10	1.04	2.60
Hexahydrocannabinol (S Isomer) (9s-HHC)	0.017	0.16	4.02	40.17	100.44
(6aR,9R)-Δ10-Tetrahydrocannabinol ((6aR,9R)-Δ10)	0.007	0.16	2.97	29.69	74.22
Hexahydrocannabinol (R Isomer) (9r-HHC)	0.016	0.16	8.93	89.32	223.30
Tetrahydrocannabinolic Acid (THCA)	0.001	0.16	11.89	118.87	297.16
Δ9-Tetrahydrocannabinol (Δ9-THCH)	0.024	0.071	ND	ND	ND
Cannabinol Acetate (CBNO)	0.014	0.043	ND	ND	ND
Δ9-Tetrahydrocannabinol (Δ9-THCP)	0.017	0.16	16.95	169.46	423.65
Δ8-Tetrahydrocannabinol (Δ8-THCP)	0.041	0.16	ND	ND	ND
Cannabicitran (CBT)	0.005	0.16	ND	ND	ND
Δ8-THC-O-acetate (Δ8-THCO)	0.076	0.16	ND	ND	ND
9(S)-HHCP (s-HHCP)	0.031	0.094	ND	ND	ND
Δ9-THC-O-acetate (Δ9-THCO)	0.066	0.16	ND	ND	ND
9(R)-HHCP (r-HHCP)	0.026	0.079	ND	ND	ND
9(S)-HHC-O-acetate (s-HHCO)	0.005	0.16	ND	ND	ND
3-octyl-Δ8-Tetrahydrocannabinol (Δ8-THC-C8)	0.067	0.204	ND	ND	ND
Δ9-THC methyl ether (Δ9-MeO-THC)			ND	ND	ND
Total THC (THCa * 0.877 + Δ9THC)			44.01	440.12	1100.31
Total THC + Δ8THC + Δ10THC (THCa * 0.877 + Δ9THC + Δ8THC + Δ10THC)					
Total CBD (CBDA * 0.877 + CBD)			0.75	7.47	18.67
Total CBG (CBGA * 0.877 + CBG)			0.11	1.07	2.68
Total HHC (9r-HHC + 9s-HHC)			12.95	129.50	323.74
Total Cannabinoids			81.05	810.46	2026.15

Sample photography




AMU - Amanita Muscaria Analysis

Analyzed Jul 10, 2023 | Instrument HPLC VWD | Method SOP-AMU

The expanded Uncertainty of the analysis is approximately ±7.81% at the 95% Confidence Level

Analyte	LOD mg/g	LOQ mg/g	Result %	Result mg/g	Result mg/Unit
Ibotenic Acid (IBOa)	0.0011	0.0034	ND	ND	ND
Muscimol (MUOL)	0.0011	0.0034	1.53	15.28	38.20
Total			1.53	15.28	38.20

UI Unidentified
 ND Not Detected
 N/A Not Applicable
 NT Not Reported
 LOD Limit of Detection
 LOQ Limit of Quantification
 <LOQ Detected
 >ULOL Above upper limit of linearity
 CFU/g Colony Forming Units per 1 gram
 TNTC Too Numerous to Count



Scan the QR code to verify authenticity.

Authorized Signature

Brandon Starr

Brandon Starr, Lab Manager
 Mon, 10 Jul 2023 22:51:32 -0700

PharmLabs San Diego | 3421 Hancock St, Second Floor, San Diego, CA 92110 | 619.356.0898 | ISO/IEC 17025:2017 Acc. L17-427-1

*This report shall not be reproduced except in full, without the written approval of the lab. This report is for informational purposes only and should not be used to diagnose, treat or prevent any disease. Results are only for samples and batches indicated. Results are reported on an "as received" basis, unless indicated otherwise. When a Pass/Fail status is reported, that status is intended to be in accordance with federal, state and local laws which are required for the customer to be in compliance. The measurement of uncertainty is not included in the Pass/Fail evaluation unless explicitly required by federal, state or local laws and has been reported on the certificate of analysis. Measurement of uncertainty is available upon request.

PharmLabs San Diego Certificate of Analysis



3421 Hancock St, Second Floor, San Diego, CA 92110 | License: C8-000098-LIC
 ISO/IEC 17025:2017 Acc. L17-427-1 #85368

Sample **Hubble Bubble - Don't Trip 2.5g Disposable**

Sample ID	SD230710-011 (80928)	Matrix	Concentrate (Inhalable Cannabis Good)
Tested for	Latro inc		
Sampled	-	Received	Jul 10, 2023
Analyses executed	CANX, QARUSH	Reported	Jul 10, 2023
		Unit Mass (g)	2.5

Laboratory note: The estimated concentration of the unknown peak in the sample is 7.32% | Currently PharmLabs laboratory can not confirm an unidentified peak in your chromatogram due to interference (only with highly concentrated D8 products) from which we believe to be either (+)-THC or (-)-THC. At this time there are no reference standards available for (+)-THC. (+)-THC is a different compound from the main (-)-THC cannabinoid and, therefore, these two compounds may have different efficacies. Using the most advanced instruments and techniques available, the separation of (+)-THC and (-)-THC is problematic for the scientific community as a whole. PharmLabs believes the unidentified peak to be a combination of (+)-THC and (-)-THC with the majority, if not all, of the concentration being (+)-THC. Total (+)-THC Concentration is estimated to be: 42.46%

CANX - Cannabinoids Analysis

Analyzed Jul 10, 2023 | Instrument HPLC-VWD | Method SOP-001
 The expanded Uncertainty of the Cannabinoid analysis is approximately ±7.806% at the 95% Confidence Level

Analyte	LOD mg/g	LOQ mg/g	Result %	Result mg/g	Result mg/Unit
11-Hydroxy-Δ8-Tetrahydrocannabinol (11-Hyd-Δ8-THCV)	0.013	0.041	ND	ND	ND
Cannabidiol (CBD)	0.002	0.007	ND	ND	ND
Abnormal Cannabidiol (a-CBDO)	0.01	0.031	ND	ND	ND
(+/-)-9B-Hydroxy-Hexahydrocannabinol (9b-HHC)	0.012	0.036	ND	ND	ND
11-Hydroxy-Δ8-Tetrahydrocannabinol (11-Hyd-Δ8-THC)	0.007	0.021	ND	ND	ND
Cannabidiolic Acid (CBDA)	0.001	0.16	ND	ND	ND
Cannabigerol Acid (CBGA)	0.001	0.16	ND	ND	ND
Cannabigerol (CBG)	0.001	0.16	0.19	1.91	4.77
Cannabidiol (CBD)	0.001	0.16	0.88	8.78	21.95
1(S)-THD (s-THD)	0.013	0.041	ND	ND	ND
1(R)-THD (r-THD)	0.025	0.075	ND	ND	ND
Tetrahydrocannabinol (THCV)	0.001	0.16	ND	ND	ND
Δ8-tetrahydrocannabinol (Δ8-THCV)	0.021	0.064	ND	ND	ND
Cannabidihexol (CBDH)	0.005	0.16	ND	ND	ND
Tetrahydrocannabinol (Δ9-THCB)	0.013	0.038	ND	ND	ND
Cannabinol (CBN)	0.001	0.16	6.53	65.27	163.17
Cannabidiphoral (CBDP)	0.015	0.047	ND	ND	ND
exo-THC (exo-THC)	0.005	0.16	ND	ND	ND
Tetrahydrocannabinol (Δ9-THC)	0.003	0.16	UI	UI	UI
Δ8-tetrahydrocannabinol (Δ8-THC)	0.004	0.16	42.46	424.60	1061.50
(6aR,9S)-Δ10-Tetrahydrocannabinol ((6aR,9S)-Δ10)	0.015	0.16	0.29	2.88	7.19
Hexahydrocannabinol (S Isomer) (9s-HHC)	0.017	0.16	4.95	49.47	123.68
(6aR,9R)-Δ10-Tetrahydrocannabinol ((6aR,9R)-Δ10)	0.007	0.16	2.87	28.67	71.68
Hexahydrocannabinol (R Isomer) (9r-HHC)	0.016	0.16	9.74	97.35	243.38
Tetrahydrocannabinolic Acid (THCA)	0.001	0.16	11.26	112.58	247.68
Δ9-Tetrahydrocannabinol (Δ9-THCH)	0.024	0.071	ND	ND	ND
Cannabinol Acetate (CBNO)	0.014	0.043	ND	ND	ND
Δ9-Tetrahydrocannabinol (Δ9-THCP)	0.017	0.16	17.48	174.83	437.07
Δ8-Tetrahydrocannabinol (Δ8-THCP)	0.041	0.16	ND	ND	ND
Cannabicitran (CBT)	0.005	0.16	ND	ND	ND
Δ8-THC-O-acetate (Δ8-THCO)	0.076	0.16	ND	ND	ND
9(S)-HHCP (s-HHCP)	0.031	0.094	ND	ND	ND
Δ9-THC-O-acetate (Δ9-THCO)	0.066	0.16	ND	ND	ND
9(R)-HHCP (r-HHCP)	0.026	0.079	ND	ND	ND
9(S)-HHC-O-acetate (s-HHCO)	0.005	0.16	ND	ND	ND
3-octyl-Δ8-Tetrahydrocannabinol (Δ8-THC-C8)	0.067	0.204	ND	ND	ND
Δ9-THC methyl ether (Δ9-MeO-THC)			ND	ND	ND
Total THC (THCa * 0.877 + Δ9THC)			45.61	456.15	1140.36
Total THC + Δ8THC + Δ10THC (THCa * 0.877 + Δ9THC + Δ8THC + Δ10THC)					
Total CBD (CBDA * 0.877 + CBD)			0.88	8.78	21.95
Total CBG (CBGA * 0.877 + CBG)			0.19	1.91	4.77
Total HHC (9r-HHC + 9s-HHC)			14.68	146.82	367.05
Total Cannabinoids			85.38	853.75	2134.38




AMU - Amanita Muscaria Analysis

Analyzed Jul 10, 2023 | Instrument HPLC VWD | Method SOP-AMU
 The expanded Uncertainty of the analysis is approximately ±7.81% at the 95% Confidence Level

Analyte	LOD mg/g	LOQ mg/g	Result %	Result mg/g	Result mg/Unit
Ibotenic Acid (IBOa)	0.0011	0.0034	ND	ND	ND
Muscimol (MUOL)	0.0011	0.0034	1.51	15.13	37.83
Total			1.51	15.13	37.83

UI Unidentified
 ND Not Detected
 N/A Not Applicable
 NT Not Reported
 LOD Limit of Detection
 LOQ Limit of Quantification
 <LOQ Detected
 >LOL Above upper limit of linearity
 CFU/g Colony Forming Units per 1 gram
 TNTC Too Numerous to Count



Scan the QR code to verify authenticity.

Authorized Signature

Brandon Starr

Brandon Starr, Lab Manager
 Mon, 10 Jul 2023 22:53:06 -0700

PharmLabs San Diego | 3421 Hancock St, Second Floor, San Diego, CA 92110 | 619.356.0898 | ISO/IEC 17025:2017 Acc. L17-427-1



*This report shall not be reproduced except in full, without the written approval of the lab. This report is for informational purposes only and should not be used to diagnose, treat or prevent any disease. Results are only for samples and batches indicated. Results are reported on an "as received" basis, unless indicated otherwise. When a Pass/Fail status is reported, that status is intended to be in accordance with federal, state and local laws which are required for the customer to be in compliance. The measurement of uncertainty is not included in the Pass/Fail evaluation unless explicitly required by federal, state or local laws and has been reported on the certificate of analysis. Measurement of uncertainty is available upon request.

PharmLabs San Diego Certificate of Analysis



3421 Hancock St, Second Floor, San Diego, CA 92110 | License: C8-000098-LIC
 ISO/IEC 17025:2017 Acc. L17-427-1 #85368

Sample **Galaxy Drifter - Don't Trip 2.5g Disposable**

Sample ID	SD230710-012 (80929)	Matrix	Concentrate (Inhalable Cannabis Good)
Tested for	Latro inc	Received	Jul 10, 2023
Sampled	-	Reported	Jul 10, 2023
Analyses executed	CANX, QARUSH	Unit Mass (g)	2.5

Laboratory note: The estimated concentration of the unknown peak in the sample is 7.47%. Currently PharmLabs laboratory can not confirm an unidentified peak in your chromatogram due to interference (only with highly concentrated D8 products) from which we believe to be either (+)-8-THC or d9-THC. At this time there are no reference standards available for (+)-8-THC. (+)-8-THC is a different compound from the main (-)-8-THC cannabinoid and, therefore, these two compounds may have different efficacies. Using the most advanced instruments and techniques available, the separation of (+)-8-THC and d9-THC is problematic for the scientific community as a whole. PharmLabs believes the unidentified peak to be a combination of (+)-8-THC and d9-THC with the majority, if not all, of the concentration being (+)-8-THC. Total (+)-8-THC Concentration is estimated to be: 44.40%

CANX - Cannabinoids Analysis

Analyzed Jul 10, 2023 | Instrument HPLC-VWD | Method SOP-001
 The expanded Uncertainty of the Cannabinoid analysis is approximately $\pm 7.806\%$ at the 95% Confidence Level

Analyte	LOD mg/g	LOQ mg/g	Result %	Result mg/g	Result mg/Unit
11-Hydroxy- Δ^8 -Tetrahydrocannabinol (11-Hyd- Δ^8 -THCV)	0.013	0.041	ND	ND	ND
Cannabidiol (CBD)	0.002	0.007	ND	ND	ND
Abnormal Cannabidiol (a-CBDO)	0.01	0.031	ND	ND	ND
(+/-)-9B-Hydroxy-Hexahydrocannabinol (9b-HHC)	0.012	0.036	ND	ND	ND
11-Hydroxy- Δ^8 -Tetrahydrocannabinol (11-Hyd- Δ^8 -THC)	0.007	0.021	ND	ND	ND
Cannabidiolic Acid (CBDA)	0.001	0.16	ND	ND	ND
Cannabigerol Acid (CBGA)	0.001	0.16	ND	ND	ND
Cannabigerol (CBG)	0.001	0.16	0.16	1.56	3.89
Cannabidiol (CBD)	0.001	0.16	0.95	9.47	23.68
(S)-THD (s-THD)	0.013	0.041	ND	ND	ND
(R)-THD (r-THD)	0.025	0.075	ND	ND	ND
Tetrahydrocannabinol (THCV)	0.001	0.16	ND	ND	ND
Δ^8 -tetrahydrocannabinol (Δ^8 -THCV)	0.021	0.064	ND	ND	ND
Cannabidihexol (CBDH)	0.005	0.16	ND	ND	ND
Tetrahydrocannabinol (Δ^9 -THCB)	0.013	0.038	ND	ND	ND
Cannabinol (CBN)	0.001	0.16	6.76	67.61	169.02
Cannabidiphoral (CBDP)	0.015	0.047	ND	ND	ND
exo-THC (exo-THC)	0.005	0.16	ND	ND	ND
Tetrahydrocannabinol (Δ^9 -THC)	0.003	0.16	UI	UI	UI
Δ^8 -tetrahydrocannabinol (Δ^8 -THC)	0.004	0.16	44.40	444.00	1110.00
(6aR,9S)- Δ^{10} -Tetrahydrocannabinol ((6aR,9S)- Δ^{10})	0.015	0.16	<LOQ	<LOQ	<LOQ
Hexahydrocannabinol (S Isomer) (9s-HHC)	0.017	0.16	4.73	47.32	118.31
(6aR,9R)- Δ^{10} -Tetrahydrocannabinol ((6aR,9R)- Δ^{10})	0.007	0.16	2.92	29.23	73.08
Hexahydrocannabinol (R Isomer) (9r-HHC)	0.016	0.16	9.87	98.72	246.81
Tetrahydrocannabinol Acid (THCA)	0.001	0.16	13.29	132.88	332.88
Δ^9 -Tetrahydrocannabinol (Δ^9 -THCH)	0.024	0.071	ND	ND	ND
Cannabinol Acetate (CBNO)	0.014	0.043	ND	ND	ND
Δ^9 -Tetrahydrocannabinol (Δ^9 -THCP)	0.017	0.16	18.91	189.08	472.70
Δ^8 -Tetrahydrocannabinol (Δ^8 -THCP)	0.041	0.16	ND	ND	ND
Cannabicitran (CBT)	0.005	0.16	ND	ND	ND
Δ^8 -THC-O-acetate (Δ^8 -THCO)	0.076	0.16	ND	ND	ND
9(S)-HHCP (s-HHCP)	0.031	0.094	ND	ND	ND
Δ^9 -THC-O-acetate (Δ^9 -THCO)	0.066	0.16	ND	ND	ND
9(R)-HHCP (r-HHCP)	0.026	0.079	ND	ND	ND
9(S)-HHC-O-acetate (s-HHCO)	0.005	0.16	ND	ND	ND
3-octyl- Δ^8 -Tetrahydrocannabinol (Δ^8 -THC-C8)	0.067	0.204	ND	ND	ND
Δ^9 -THC methyl ether (Δ^9 -MeO-THC)			ND	ND	ND
Total THC (THCa * 0.877 + Δ^9 THC)			ND	ND	ND
Total THC + Δ^8 THC + Δ^{10} THC (THCa * 0.877 + Δ^9 THC + Δ^8 THC + Δ^{10} THC)			47.32	473.23	1183.08
Total CBD (CBDA * 0.877 + CBD)			0.95	9.47	23.68
Total CBG (CBGA * 0.877 + CBG)			0.16	1.56	3.89
Total HHC (9r-HHC + 9s-HHC)			14.60	146.05	365.12
Total Cannabinoids			88.70	887.00	2217.50

Sample photography




AMU - Amanita Muscaria Analysis

Analyzed Jul 10, 2023 | Instrument HPLC VWD | Method SOP-AMU
 The expanded Uncertainty of the analysis is approximately $\pm 7.81\%$ at the 95% Confidence Level

Analyte	LOD mg/g	LOQ mg/g	Result %	Result mg/g	Result mg/Unit
Ibotenic Acid (IBOa)	0.0011	0.0034	ND	ND	ND
Muscimol (MUOL)	0.0011	0.0034	1.59	15.86	39.65
Total			1.59	15.86	39.65

UI Unidentified
 ND Not Detected
 N/A Not Applicable
 NT Not Reported
 LOD Limit of Detection
 LOQ Limit of Quantification
 <LOQ Detected
 >ULOL Above upper limit of linearity
 CFU/g Colony Forming Units per 1 gram
 TNTC Too Numerous to Count



Scan the QR code to verify authenticity.

Authorized Signature

Brandon Starr

Brandon Starr, Lab Manager
 Mon, 10 Jul 2023 22:53:47 -0700

PharmLabs San Diego | 3421 Hancock St, Second Floor, San Diego, CA 92110 | 619.356.0898 | ISO/IEC 17025:2017 Acc. L17-427-1



*This report shall not be reproduced except in full, without the written approval of the lab. This report is for informational purposes only and should not be used to diagnose, treat or prevent any disease. Results are only for samples and batches indicated. Results are reported on an "as received" basis, unless indicated otherwise. When a Pass/Fail status is reported, that status is intended to be in accordance with federal, state and local laws which are required for the customer to be in compliance. The measurement of uncertainty is not included in the Pass/Fail evaluation unless explicitly required by federal, state or local laws and has been reported on the certificate of analysis. Measurement of uncertainty is available upon request.

PharmLabs San Diego Certificate of Analysis



3421 Hancock St, Second Floor, San Diego, CA 92110 | License: C8-000098-LIC
 ISO/IEC 17025:2017 Acc. L17-427-1 #85368

Sample **Space Junkie - Don't Trip 2.5g Disposable**

Sample ID	SD230710-013 (80930)	Matrix	Concentrate (Inhalable Cannabis Good)
Tested for	Latro inc		
Sampled	-	Received	Jul 10, 2023
Analyses executed	CANX, QARUSH	Reported	Jul 10, 2023
		Unit Mass (g)	2.5

Laboratory note: The estimated concentration of the unknown peak in the sample is 7.18%. Currently PharmLabs laboratory can not confirm an unidentified peak in your chromatogram due to interference (only with highly concentrated D8 products) from which we believe to be either (+)-THC or d9-THC. At this time there are no reference standards available for (+)-THC. (+)-THC is a different compound from the main (-)-THC cannabinoid and, therefore, these two compounds may have different efficacies. Using the most advanced instruments and techniques available, the separation of (+)-THC and d9-THC is problematic for the scientific community as a whole. PharmLabs believes the unidentified peak to be a combination of (+)-THC and d9-THC with the majority, if not all, of the concentration being (+)-THC. Total (+)-D8 Concentration is estimated to be: 42.30%

CANX - Cannabinoids Analysis

Analyzed Jul 10, 2023 | Instrument HPLC-VWD | Method SOP-001
 The expanded Uncertainty of the Cannabinoid analysis is approximately **±7.806%** at the 95% Confidence Level

Analyte	LOD mg/g	LOQ mg/g	Result %	Result mg/g	Result mg/Unit
11-Hydroxy-Δ8-Tetrahydrocannabinol (11-Hyd-Δ8-THCV)	0.013	0.041	ND	ND	ND
Cannabidiol (CBDO)	0.002	0.007	ND	ND	ND
Abnormal Cannabidiol (a-CBDO)	0.01	0.031	ND	ND	ND
(+/-)-9B-Hydroxy-Hexahydrocannabinol (9b-HHC)	0.012	0.036	ND	ND	ND
11-Hydroxy-Δ8-Tetrahydrocannabinol (11-Hyd-Δ8-THC)	0.007	0.021	ND	ND	ND
Cannabidiolic Acid (CBDA)	0.001	0.16	ND	ND	ND
Cannabigerol Acid (CBGA)	0.001	0.16	ND	ND	ND
Cannabigerol (CBG)	0.001	0.16	0.20	1.96	4.89
Cannabidiol (CBD)	0.001	0.16	0.99	9.93	24.82
1(S)-THD (s-THD)	0.013	0.041	ND	ND	ND
1(R)-THD (r-THD)	0.025	0.075	ND	ND	ND
Tetrahydrocannabinol (THCV)	0.001	0.16	ND	ND	ND
Δ8-tetrahydrocannabinol (Δ8-THCV)	0.021	0.064	ND	ND	ND
Cannabidihexol (CBDH)	0.005	0.16	ND	ND	ND
Tetrahydrocannabinol (Δ9-THCB)	0.013	0.038	ND	ND	ND
Cannabinol (CBN)	0.001	0.16	6.49	64.94	162.34
Cannabidiphorol (CBDP)	0.015	0.047	ND	ND	ND
exo-THC (exo-THC)	0.005	0.16	ND	ND	ND
Tetrahydrocannabinol (Δ9-THC)	0.003	0.16	UI	UI	UI
Δ8-tetrahydrocannabinol (Δ8-THC)	0.004	0.16	42.30	423.00	1057.50
(6aR,9S)-Δ10-Tetrahydrocannabinol ((6aR,9S)-Δ10)	0.015	0.16	0.19	1.92	4.80
Hexahydrocannabinol (S Isomer) (9s-HHC)	0.017	0.16	4.77	47.70	119.24
(6aR,9R)-Δ10-Tetrahydrocannabinol ((6aR,9R)-Δ10)	0.007	0.16	2.68	26.78	66.96
Hexahydrocannabinol (R Isomer) (9r-HHC)	0.016	0.16	9.27	92.72	231.79
Tetrahydrocannabinolic Acid (THCA)	0.001	0.16	12.35	123.47	617.35
Δ9-Tetrahydrocannabinol (Δ9-THCH)	0.024	0.071	ND	ND	ND
Cannabinol Acetate (CBNO)	0.014	0.043	ND	ND	ND
Δ9-Tetrahydrocannabinol (Δ9-THCP)	0.017	0.16	17.51	175.13	437.83
Δ8-Tetrahydrocannabinol (Δ8-THCP)	0.041	0.16	ND	ND	ND
Cannabicitran (CBT)	0.005	0.16	ND	ND	ND
Δ8-THC-O-acetate (Δ8-THCO)	0.076	0.16	ND	ND	ND
9(S)-HHCP (s-HHCP)	0.031	0.094	ND	ND	ND
Δ9-THC-O-acetate (Δ9-THCO)	0.066	0.16	ND	ND	ND
9(R)-HHCP (r-HHCP)	0.026	0.079	ND	ND	ND
9(S)-HHC-O-acetate (s-HHCO)	0.005	0.16	ND	ND	ND
3-octyl-Δ8-Tetrahydrocannabinol (Δ8-THC-C8)	0.067	0.204	ND	ND	ND
Δ9-THC methyl ether (Δ9-MeO-THC)			ND	ND	ND
Total THC (THCa * 0.877 + Δ9THC)			ND	ND	ND
Total THC + Δ8THC + Δ10THC (THCa * 0.877 + Δ9THC + Δ8THC + Δ10THC)			45.17	451.71	1129.26
Total CBD (CBDA * 0.877 + CBD)			0.99	9.93	24.82
Total CBG (CBGA * 0.877 + CBG)			0.20	1.96	4.89
Total HHC (9r-HHC + 9s-HHC)			14.04	140.41	351.04
Total Cannabinoids			84.41	844.07	2110.18




AMU - Amanita Muscaria Analysis

Analyzed Jul 10, 2023 | Instrument HPLC VWD | Method SOP-AMU
 The expanded Uncertainty of the analysis is approximately **±7.81%** at the 95% Confidence Level

Analyte	LOD mg/g	LOQ mg/g	Result %	Result mg/g	Result mg/Unit
Ibotenic Acid (IBOa)	0.0011	0.0034	ND	ND	ND
Muscimol (MUOL)	0.0011	0.0034	1.55	15.59	38.98
Total			1.55	15.59	38.98

UI Unidentified
 ND Not Detected
 N/A Not Applicable
 NT Not Reported
 LOD Limit of Detection
 LOQ Limit of Quantification
 <LOQ Detected
 >ULOL Above upper limit of linearity
 CFU/g Colony Forming Units per 1 gram
 TNTC Too Numerous to Count



Scan the QR code to verify authenticity.

Authorized Signature

Brandon Starr

Brandon Starr, Lab Manager
 Mon, 10 Jul 2023 22:54:18 -0700

PharmLabs San Diego | 3421 Hancock St, Second Floor, San Diego, CA 92110 | 619.356.0898 | ISO/IEC 17025:2017 Acc. L17-427-1



*This report shall not be reproduced except in full, without the written approval of the lab. This report is for informational purposes only and should not be used to diagnose, treat or prevent any disease. Results are only for samples and batches indicated. Results are reported on an "as received" basis, unless indicated otherwise. When a Pass/Fail status is reported, that status is intended to be in accordance with federal, state and local laws which are required for the customer to be in compliance. The measurement of uncertainty is not included in the Pass/Fail evaluation unless explicitly required by federal, state or local laws and has been reported on the certificate of analysis. Measurement of uncertainty is available upon request.